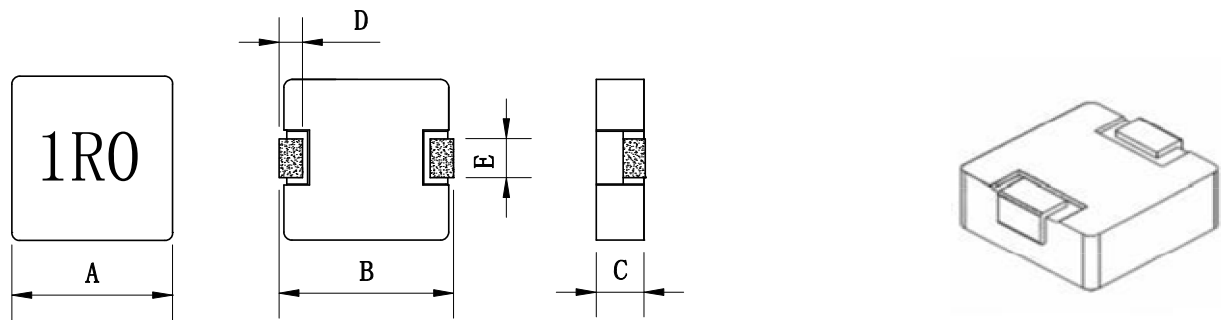


# Molding Power Choke – TWNC Series

SMD POWER INDUCTORS:

TWNC0420 Series



Series	A (mm)	B (mm)	C (mm)	D (mm)	E (mm)
TWNC0420	4.06 ± 0.30	4.45 ± 0.40	2.0MAX	1.1 ± 0.3	2.0 ± 0.2

Part Number	L0 Inductance (μH) ±20%	Heat Rating Current Irms (A)	Saturation Current Isat (A)	DCR (mΩ)	
				TYP.	MAX.
TWNC0420-R10M-G/B	0.1	12.0	22.0	3.5	4.0
TWNC0420-R22M-G/B	0.22	9.0	12.5	6.6	8.0
TWNC0420-R36M-G/B	0.36	7.0	11.0	11.0	16.0
TWNC0420-R47M-G/B	0.47	6.5	10.0	16.5	25.0
TWNC0420-R56M-G/B	0.56	6.5	9.0	18.0	27.0
TWNC0420-R68M-G/B	0.68	6.0	8.0	20.0	29.0
TWNC0420-1R0M-G/B	1.0	5.0	7.0	28.0	37.0
TWNC0420-1R2M-G/B	1.2	4.5	7.0	28.0	37.0
TWNC0420-1R5M-G/B	1.5	4.0	6.5	38.0	46.0
TWNC0420-2R2M-G/B	2.2	3.0	5.0	52.0	58.0
TWNC0420-3R3M-G/B	3.3	2.5	4.5	74.0	87.0
TWNC0420-4R7M-G/B	4.7	2.2	4.0	92.0	105.0
TWNC0420-5R6M-G/B	5.6	2.0	3.5	121.0	138.0
TWNC0420-6R8M-G/B	6.8	1.8	2.5	148.0	155.0
TWNC0420-100M-G/B	10	1	2.0	260.0	260.0

\*\* : Inductance Tolerance ± 20%

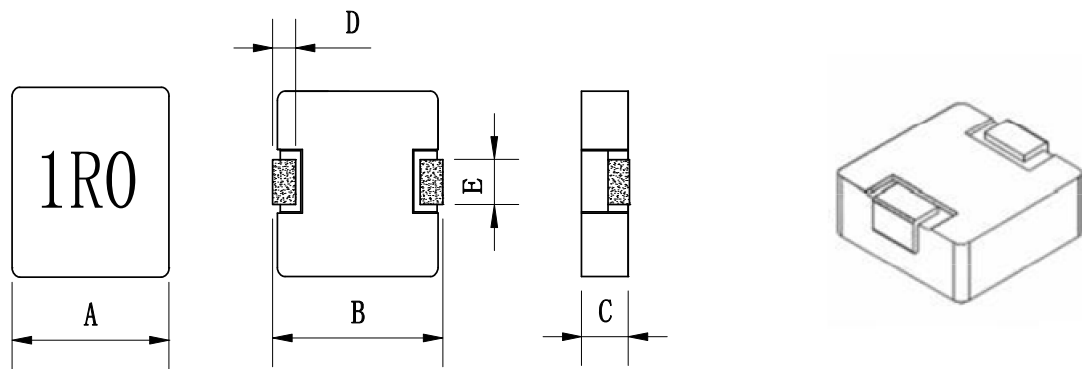
Note 1: All test data is referenced to 25°C ambient.

Note 2: Idc : DC current (A) that will cause an approximate ΔT of 40°C

Note 3: Isat : DC current (A) that will cause Lo to drop approximately 30%

# Molding Power Choke – TWNC Series

## SMD POWER INDUCTORS: TWNC0520 Series



Series	A (mm)	B (mm)	C (mm)	D (mm)	E (mm)
TWNC0520	5.18±0.3	5.45±0.4	2.0MAX	1.2±0.3	2.3±0.2
Part Number	L0 Inductance (µH) ±20%	Heat Rating Current I <sub>rms</sub> (A)	Saturation Current I <sub>sat</sub> (A)	DCR (mΩ)	
				TYP.	MAX.
TWNC0520-R10M-G/B	0.1	14.0	25.0	2.1	2.7
TWNC0520-R22M-G/B	0.22	10.0	18.0	3.9	4.5
TWNC0520-R33M-G/B	0.33	7.5	13	5.5	6.2
TWNC0520-R47M-G/B	0.47	8.0	12.5	6.4	7.1
TWNC0520-1R0M-G/B	1	6.0	9.0	16.8	18.1
TWNC0520-2R2M-G/B	2.2	4.5	8.0	26.7	30.6
TWNC0520-3R3M-G/B	3.3	3.5	5.5	62.5	75.0
TWNC0520-4R7M-G/B	4.7	3.0	5.0	74	82
TWNC0520-5R6M-G/B	5.6	2.5	5.0	84.0	92.0
TWNC0520-6R8M-G/B	6.8	2.2	4.5	114	134.0
TWNC0520-100M-G/B	10.0	2.0	4.0	200.0	220.0

\*: you require another part number please contact with us.

\*\* : Inductance Tolerance ± 20%

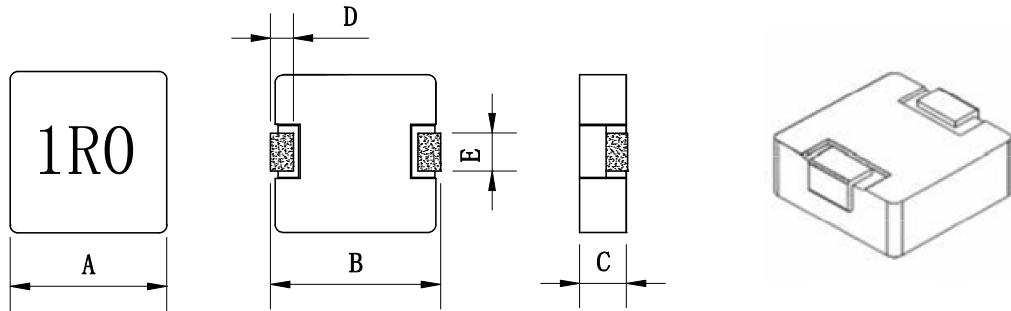
Note 1: All test data is referenced to 25°C ambient.

Note 2: I<sub>dc</sub> : DC current (A) that will cause an approximate ΔT of 40°C

Note 3: I<sub>sat</sub> : DC current (A) that will cause L<sub>o</sub> to drop approximately 30%

# Molding Power Choke – TWNC Series

## SMD POWER INDUCTORS: TWNC0530 Series



Series	A (mm)	B (mm)	C (mm)	D (mm)	E (mm)
TWNC0530	5.18±0.3	5.45±0.4	3.0MAX	1.2±0.3	2.3±0.2

Part Number	L0 Inductance (μH) ± 20%	Heat Rating Current I <sub>rms</sub> (A)	Saturation Current I <sub>sat</sub> (A)	DCR (mΩ)	
				TYP.	MAX.
TWNC0530-R68M-G/B	0.68	8.0	14.0	11	12.0
TWNC0530-1R0M-G/B	1	7	12.0	13	14.0
TWNC0530-1R2M-G/B	1.2	6.5	11.0	15	16.0
TWNC0530-1R5M-G/B	1.5	5.5	10.0	20	25.0
TWNC0530-2R2M-G/B	2.2	5.0	9.0	29	35.0
TWNC0530-3R3M-G/B	3.3	4.0	7.0	32	38.0
TWNC0530-4R7M-G/B	4.7	3.0	6.0	50	60
TWNC0530-6R8M-G/B	6.8	2.5	4.0	91	108.0
TWNC0530-100M-G/B	10	1.5	3.0	115	150

\*: you require another part number please contact with us.

\*\* : Inductance Tolerance ± 20%

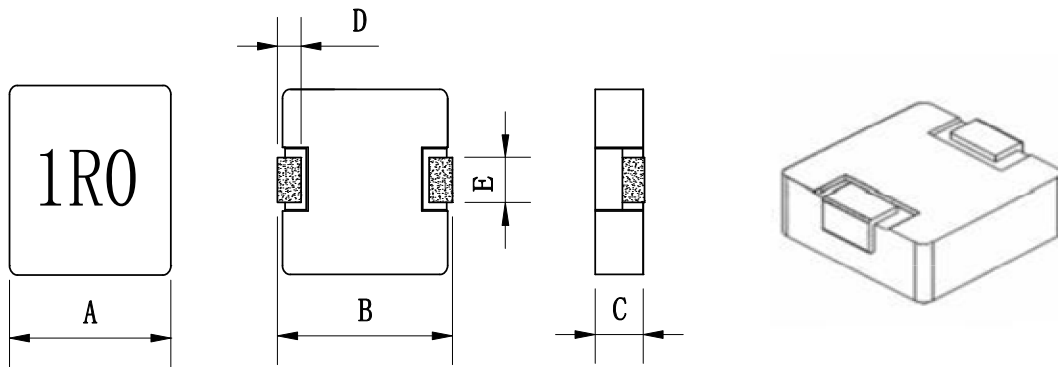
Note 1: All test data is referenced to 25°C ambient.

Note 2: I<sub>dc</sub> : DC current (A) that will cause an approximate ΔT of 40°C

Note 3: I<sub>sat</sub> : DC current (A) that will cause L<sub>0</sub> to drop approximately 30%

# Molding Power Choke – TWNC Series

## SMD POWER INDUCTORS: TWNC0612 Series



Series	A (mm)	B (mm)	C (mm)	D (mm)	E (mm)
TWNC0612	$6.6 \pm 0.2$	7.4MAX	1.2MAX	$1.6 \pm 0.3$	$3.0 \pm 0.2$

Part Number	L0 Inductance ( $\mu\text{H}$ ) $\pm 20\%$	Heat Rating Current $I_{\text{rms}}$ (A)	Saturation Current $I_{\text{sat}}$ (A)	DCR ( $\text{m}\Omega$ )	
				TYP.	MAX.
TWNC0612-R56M-G/B	0.56	6.0	11.0	13.5	16.0
TWNC0612-R68M-G/B	0.68	5.5	10.0	14.7	17.0
TWNC0612-R82M-G/B	0.82	5.0	9.0	19.1	22.0
TWNC0612-1R0M-G/B	1.0	6.0	7.0	22.3	26.0
TWNC0612-2R2M-G/B	2.2	3.5	5.0	64.0	67.0
TWNC0612-3R3M-G/B	3.3	3.0	4.0	80	92.0
TWNC0612-4R7M-G/B	4.7	2	3.5	120.0	130.0
TWNC0612-100M-G/B	10.0	1.5	2.5	250.0	290.0

\*: you require another part number please contact with us.

\*\* : Inductance Tolerance  $\pm 20\%$

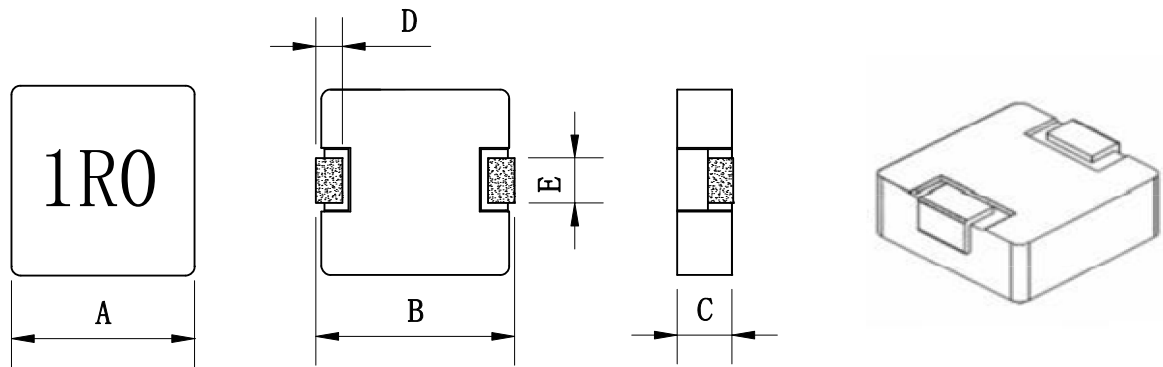
Note 1: All test data is referenced to 25°C ambient.

Note 2:  $I_{\text{dc}}$  : DC current (A) that will cause an approximate  $\Delta T$  of 40°C

Note 3:  $I_{\text{sat}}$  : DC current (A) that will cause  $L_0$  to drop approximately 30%

# Molding Power Choke – TWNC Series

## SMD POWER INDUCTORS: TWNC0620 Series



Series	A (mm)	B (mm)	C (mm)	D (mm)	E (mm)
TWNC0620	$6.6 \pm 0.2$	7.4MAX	2.0MAX	$1.6 \pm 0.3$	$3.0 \pm 0.2$

Part Number	L0 Inductance ( $\mu\text{H}$ ) $\pm 20\%$	Heat Rating Current Irms (A)	Saturation Current Isat (A)	DCR ( $\text{m}\Omega$ )	
				TYP.	MAX.
TWNC0620-2R2M-G/B	2.2	4.0	8.0	44.0	48.0
TWNC0620-3R3M-G/B	3.3	3.5	7.5	66.0	74.0
TWNC0620-4R7M-G/B	4.7	2.5	4.0	87.0	105.0
TWNC0620-6R8M-G/B	6.8	1.8	3.0	120.0	130.0

\*: you require another part number please contact with us.

\*\* : Inductance Tolerance  $\pm 20\%$

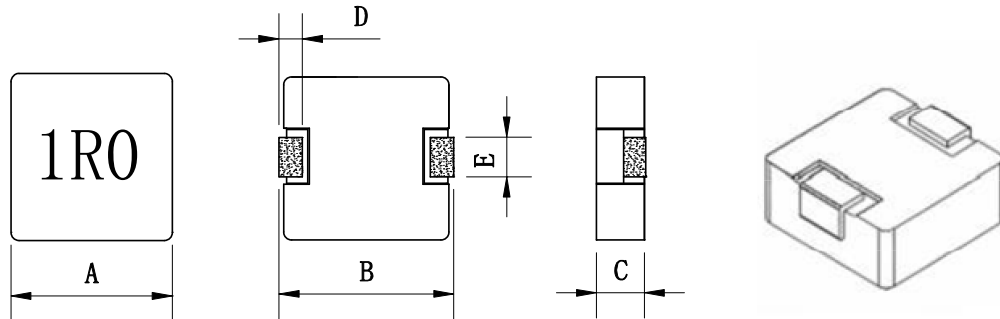
Note 1: All test data is referenced to 25°C ambient.

Note 2: Idc : DC current (A) that will cause an approximate  $\Delta T$  of 40°C

Note 3: Isat : DC current (A) that will cause Lo to drop approximately 30%

# Molding Power Choke – TWNC Series

## SMD POWER INDUCTORS: TWNC0624 Series



Series	A (mm)	B (mm)	C (mm)	D (mm)	E (mm)
TWNC0624	$6.6 \pm 0.2$	7.4MAX	2.4MAX	$1.6 \pm 0.3$	$3.0 \pm 0.2$

Part Number	L0 Inductance ( $\mu\text{H}$ ) $\pm 20\%$	Heat Rating Current Irms (A)	Saturation Current Isat (A)	DCR ( $\text{m}\Omega$ )	
				TYP.	MAX.
TWNC0624-R47M-G/B	0.47	14.0	19.0	5.7	6.5
TWNC0624-R68M-G/B	0.68	11.5	18.0	7.9	9.4
TWNC0624-R82M-G/B	0.82	10.5	16.0	9.6	11.8
TWNC0624-1R0M-G/B	1.0	10.0	15.0	12.5	14.2
TWNC0624-1R5M-G/B	1.5	8.0	13.0	17.4	21.2
TWNC0624-2R2M-G/B	2.2	6.0	12.0	28.0	34.0
TWNC0624-3R3M-G/B	3.3	4.5	9.0	45.0	51.0
TWNC0624-4R7M-G/B	4.7	4.0	7.5	57.0	63.0
TWNC0624-6R8M-G/B	6.8	3.0	6.0	83.0	95.0
TWNC0624-8R2M-G/B	8.2	2.5	5.0	94.0	106.0
TWNC0624-100M-G/B	10.0	2.0	4.0	108.0	130.0

\*: you require another part number please contact with us.

\*\* : Inductance Tolerance  $\pm 20\%$

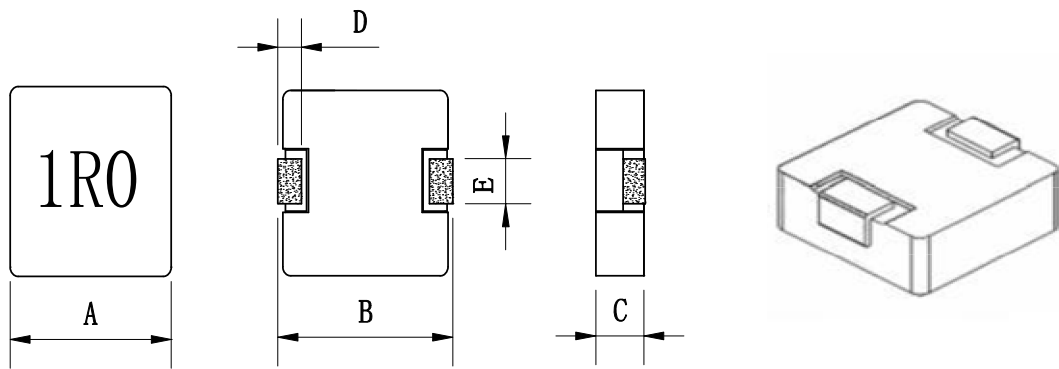
Note 1: All test data is referenced to 25°C ambient.

Note 2: Idc : DC current (A) that will cause an approximate  $\Delta T$  of 40°C

Note 3: Isat : DC current (A) that will cause Lo to drop approximately 30%

# Molding Power Choke – TWNC Series

## SMD POWER INDUCTORS: TWNC0630 Series



Series	A (mm)	B (mm)	C (mm)	D (mm)	E (mm)
TWNC0630	6.6 ± 0.2	7.4MAX	3.0MAX	1.6 ± 0.3	3.0 ± 0.2
Part Number	L0 Inductance (µH) ±20%	Heat Rating Current Irms (A)	Saturation Current Isat (A)	DCR (mΩ)	
				TYP.	MAX.
TWNC0630-R82M-G/B	0.82	8.0	16.0	5.4	6.0
TWNC0630-1R0M-G/B	1.0	7.5	15.0	8.1	9.2
TWNC0630-1R5M-G/B	1.5	7.0	14.0	10.5	12.0
TWNC0630-2R2M-G/B	2.2	6.0	12.0	13.5	15.0
TWNC0630-3R3M-G/B	3.3	5.0	10	18.0	22.0
TWNC0630-4R7M-G/B	4.7	4.5	9.0	28.0	38.0
TWNC0630-5R6M-G/B	5.6	5.0	8.5	39.0	46.0
TWNC0630-6R8M-G/B	6.8	4.5	7.5	44.0	50.0
TWNC0630-8R2M-G/B	8.2	4.0	6.5	54.0	60.0
TWNC0630-100M-G/B	10.0	3.5	5.5	65.0	75.0
TWNC0630-150M-G/B	15.0	3.0	4.0	90.0	105.0
TWNC0630-220M-G/B	22.0	2.5	3.0	125.0	135.0

\*: you require another part number please contact with us.

\*\*: Inductance Tolerance ± 20%

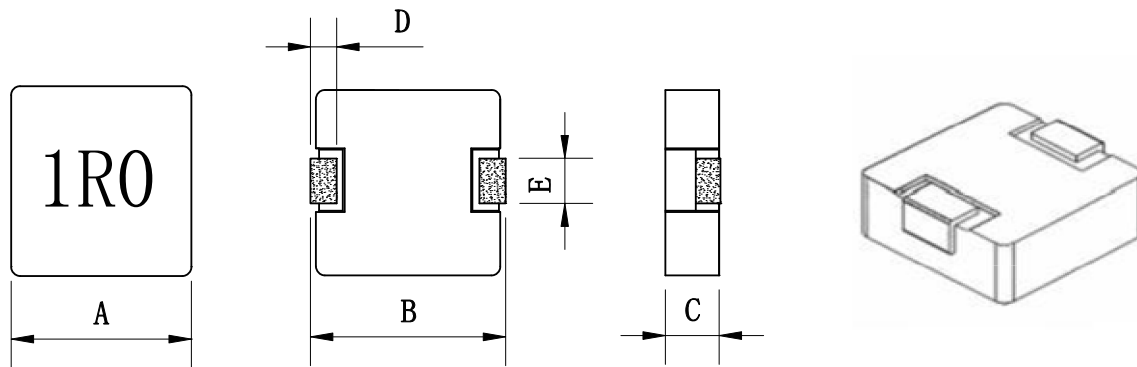
Note 1: All test data is referenced to 25°C ambient.

Note 2: Idc : DC current (A) that will cause an approximate ΔT of 40°C

Note 3: Isat : DC current (A) that will cause Lo to drop approximately 30%

# Molding Power Choke – TWNC Series

## SMD POWER INDUCTORS: TWNC0640 Series



Series	A (mm)	B (mm)	C (mm)	D (mm)	E (mm)
TWNC0640	$6.6 \pm 0.2$	7.4MAX	4.0MAX	$1.6 \pm 0.3$	$3.0 \pm 0.2$
Part Number	L0 Inductance ( $\mu\text{H}$ ) $\pm 20\%$	Heat Rating Current I <sub>rms</sub> (A)	Saturation Current I <sub>sat</sub> (A)	DCR (m $\Omega$ )	
				TYP.	MAX.
TWNC0640-R47M-G/B	0.47	12	22.0	3.2	4.0
TWNC0640-R68M-G/B	0.68	10.0	20.0	4.4	5.3
TWNC0640-R82M-G/B	0.82	9.0	18.0	5.9	7.0
TWNC0640-1R0M-G/B	1.0	8.0	16.0	6.4	7.2
TWNC0640-1R5M-G/B	1.5	7.0	14.0	8.1	9.7
TWNC0640-2R2M-G/B	2.2	6.0	12.0	13.0	17.0
TWNC0640-3R3M-G/B	3.3	5.5	11.0	21.4	25.0
TWNC0640-4R7M-G/B	4.7	5.0	9.0	27.5	35.0
TWNC0640-6R8M-G/B	6.8	5.0	8.0	36.0	45.0
TWNC0640-8R2M-G/B	8.2	4.0	8.0	44.0	50.0
TWNC0640-100M-G/B	10.0	3	6.0	56.0	65.0
TWNC0640-150M-G/B	15	2.5	5.0	67.0	80.0
TWNC0640-220M-G/B	22.0	2.5	4.0	80.0	92.0

\*: you require another part number please contact with us.

\*\* : Inductance Tolerance  $\pm 20\%$

Note 1: All test data is referenced to 25°C ambient.

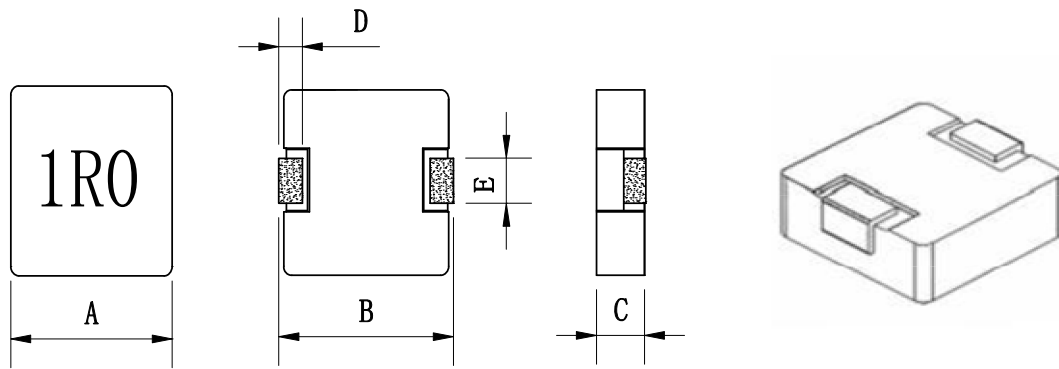
Note 2: I<sub>dc</sub> : DC current (A) that will cause an approximate  $\Delta T$  of 40°C

Note 3: I<sub>sat</sub> : DC current (A) that will cause L<sub>o</sub> to drop approximately 30%



# Molding Power Choke – TWNC Series

## SMD POWER INDUCTORS: TWNC0650 Series



Series	A (mm)	B (mm)	C (mm)	D (mm)	E (mm)
TWNC0650	$6.6 \pm 0.2$	7.3MAX	5.0MAX	$1.6 \pm 0.3$	$3.0 \pm 0.2$
Part Number	L0 Inductance ( $\mu\text{H}$ ) $\pm 20\%$	Heat Rating Current I <sub>rms</sub> (A)	Saturation Current I <sub>sat</sub> (A)	DCR (m $\Omega$ )	
				TYP.	MAX.
TWNC0650-R47M-G/B	0.47	13.0	24.0	3.1	3.5
TWNC0650-R56M-G/B	0.56	12.0	22.0	3.9	4.6
TWNC0650-R68M-G/B	0.68	10.0	18.0	5.1	6.0
TWNC0650-R82M-G/B	0.82	9.0	17.0	6.0	6.8
TWNC0650-1R0M-G/B	1.0	8.0	16.0	6.4	7.2
TWNC0650-1R5M-G/B	1.5	7.5	15.0	7.1	8.0
TWNC0650-2R2M-G/B	2.2	7.0	14.0	12.3	13.0
TWNC0650-3R3M-G/B	3.3	6.0	12.0	14.5	16.0
TWNC0650-4R7M-G/B	4.7	5.0	10.0	17.8	20.0
TWNC0650-6R8M-G/B	6.8	4.0	9.0	24.7	30.0
TWNC0650-8R2M-G/B	8.2	4.0	7.5	35.0	41.0
TWNC0650-100M-G/B	10.0	3.5	6.5	39.0	45.0
TWNC0650-150M-G/B	15.0	2.5	5.0	49.0	55.0
TWNC0650-220M-G/B	22.0	2.5	4.5	78.0	85.0
TWNC0650-330M-G/B	33.0	2.0	4.0	150.0	180.0
TWNC0650-470M-G/B	47.0	1.5	3.5	200.0	230.0

\*: you require another part number please contact with us.

\*\* : Inductance Tolerance  $\pm 20\%$

Note 1: All test data is referenced to 25°C ambient.

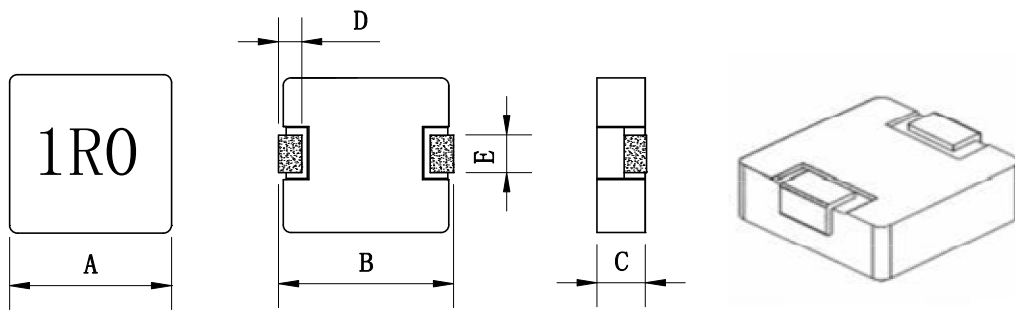
Note 2: I<sub>dc</sub> : DC current (A) that will cause an approximate  $\Delta T$  of 40°C

Note 3: I<sub>sat</sub> : DC current (A) that will cause L<sub>o</sub> to drop approximately 30%



# Molding Power Choke – TWNC Series

## SMD POWER INDUCTORS: TWNC1040/45 Series



Series	A (mm)	B (mm)	C (mm)	D (mm)	E (mm)
TWNC1040/45	10.3 ± 0.2	10.5 ± 1.0	4.0MAX/4.5MAX	2.0 ± 0.5	3.0 ± 0.3
Part Number	L0 Inductance (µH) ± 20%	Heat Rating Current Irms (A)	Saturation Current Isat (A)	DCR (mΩ)	
				TYP.	MAX.
TWNC1040-R22M-G/B	0.22	35.0	60.0	1	1.5
TWNC1040-R36M-G/B	0.36	30.0	60.0	1.4	1.7
TWNC1040-R47M-G/B	0.47	20	40.0	1.7	2.2
TWNC1040-R56M-G/B	0.56	19	38.0	2	2.4
TWNC1040-R68M-G/B	0.68	18.0	36.0	2.5	3.0
TWNC1040-R82M-G/B	0.82	16.0	32.0	3.1	3.5
TWNC1040-1R0M-G/B	1.0	14	28.0	3.4	4.0
TWNC1040-1R5M-G/B	1.5	12.0	24.0	4.7	5.4
TWNC1040-2R2M-G/B	2.2	10.0	20.0	7.6	9.0
TWNC1040-3R3M-G/B	3.3	9.0	16.0	10.8	12.0
TWNC1040-4R7M-G/B	4.7	8	15.0	15.5	18.0
TWNC1040-5R6M-G/B	5.6	7.0	13.0	21.0	25.0
TWNC1040-6R8M-G/B	6.8	6.0	12.0	23	27.0
TWNC1040-8R2M-G/B	8.2	5.5	11.0	30.0	34.0
TWNC1040-100M-G/B	10.0	5.0	10.0	34	38.0
TWNC1045-150M-G/B	15.0	4.0	8.0	52	60.0
TWNC1045-220M-G/B	22.0	3.0	6.0	66	75.0
TWNC1045-330M-G/B	33.0	2.5	5.0	81	92.0
TWNC1045-470M-G/B	47.0	2.0	4.0	134	145.0

\*: you require another part number please contact with us.

\*\* : Inductance Tolerance ± 20%

Note 1: All test data is referenced to 25°C ambient.

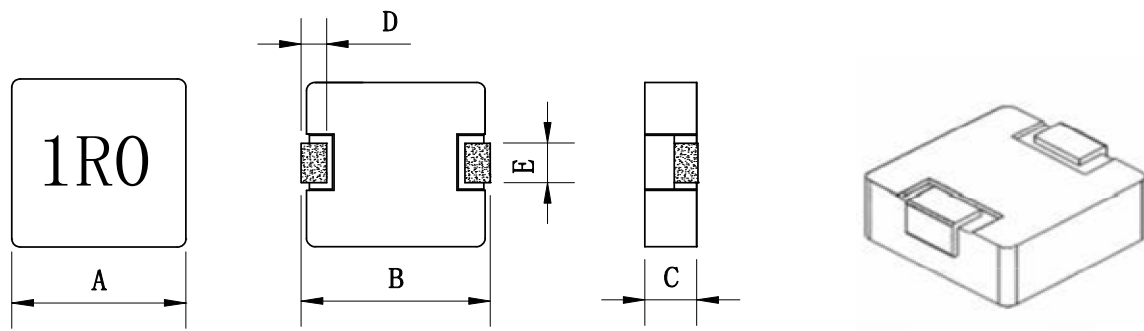
Note 2: I<sub>dc</sub> : DC current (A) that will cause an approximate ΔT of 40°C

Note 3: I<sub>sat</sub> : DC current (A) that will cause L<sub>o</sub> to drop approximately 30%



# Molding Power Choke – TWNC Series

## SMD POWER INDUCTORS: TWNC1050 Series



Series	A (mm)	B (mm)	C (mm)	D (mm)	E (mm)
TWNC1050	10.3 ± 0.2	10.5 ± 1.0	5.0MAX	2.0 ± 0.5	3.0 ± 0.3
Part Number	L0 Inductance (μH) ± 20%	Heat Rating Current Irms (A)	Saturation Current Isat (A)	DCR (mΩ)	
				TYP.	MAX.
TWNC1050-R82M-G/B	0.82	18.0	35.0	1.5	1.8
TWNC1050-1R0M-G/B	1.0	16	32.0	2.1	2.5
TWNC1050-1R2M-G/B	1.2	16	30.0	3.1	3.5
TWNC1050-1R5M-G/B	1.5	14.0	27	3.6	4.1
TWNC1050-2R2M-G/B	2.2	12.0	22	6.5	8.2
TWNC1050-3R3M-G/B	3.3	10.0	19	9.2	10.8
TWNC1050-4R7M-G/B	4.7	8	16	13.6	15
TWNC1050-5R6M-G/B	5.6	7.5	15	18.4	20.0
TWNC1050-6R8M-G/B	6.8	6.5	13	19.6	22.0
TWNC1050-8R2M-G/B	8.2	6.0	12	21.9	25.0
TWNC1050-100M-G/B	10.0	5.5	11	23.5	30.0
TWNC1050-150M-G/B	15.0	4.5	9.0	48.0	55.0
TWNC1050-220M-G/B	22.0	4	7.0	58.0	66.0
TWNC1050-330M-G/B	33.0	3	6	89.0	105.0
TWNC1050-470M-G/B	47.0	3.0	5.5	124.0	135.0
TWNC1050-680M-G/B	68.0	1.5	3.0	171.0	190.0
TWNC1050-101M-G/B	100.0	1.0	2.0	268	290.0

\*: you require another part number please contact with us.

\*\*: Inductance Tolerance ± 20%

Note 1: All test data is referenced to 25°C ambient.

Note 2: I<sub>dc</sub> : DC current (A) that will cause an approximate ΔT of 40°C

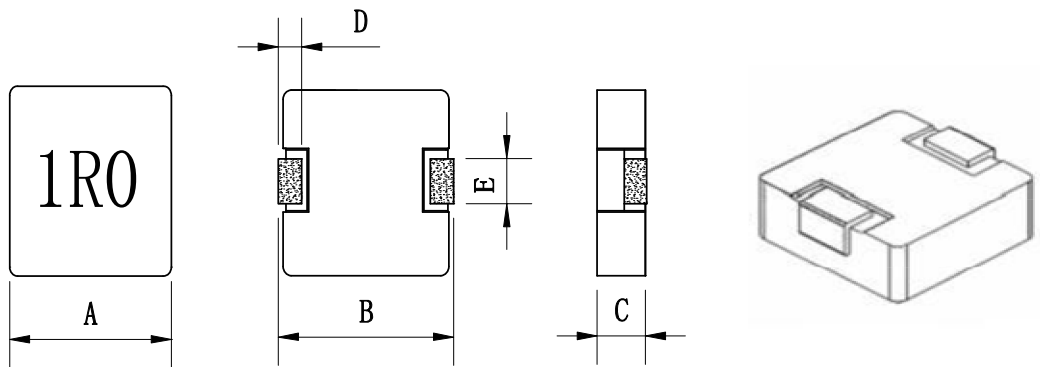
Note 3: I<sub>sat</sub> : DC current (A) that will cause L<sub>o</sub> to drop approximately 30%



# Molding Power Choke – TWNC Series

SMD POWER INDUCTORS:

TWNC1250 Series



Series	A (mm)	B (mm)	C (mm)	D (mm)	E (mm)
TWNC1250	12.8 ± 0.5	13.2 ± 1.0	5.0 MAX	2.5 ± 0.5	3.8 ± 0.2
Part Number	L0 Inductance (µH) ±20%	Heat Rating Current Irms (A)	Saturation Current Isat (A)	DCR (mΩ)	
				TYP.	MAX.
TWNC1250-R36M-G/B	0.36	30.0	55.0	1	1.2
TWNC1250-R47M-G/B	0.47	25.0	50.0	1.2	1.4
TWNC1250-R56M-G/B	0.56	23.0	45.0	1.3	1.5
TWNC1250-R68M-G/B	0.68	20.0	40.0	1.7	2.1
TWNC1250-R82M-G/B	0.82	18.0	35.0	1.9	2.3
TWNC1250-1R0M-G/B	1.0	16.0	32.0	2.3	2.7
TWNC1250-1R2M-G/B	1.2	16.0	30.0	2.6	3.0
TWNC1250-1R5M-G/B	1.5	14.0	27.0	3.7	4.1
TWNC1250-2R2M-G/B	2.2	13.0	25.0	4.9	5.5
TWNC1250-3R3M-G/B	3.3	12.0	24.0	6.1	6.9
TWNC1250-4R7M-G/B	4.7	11.0	21.0	11.6	13.0
TWNC1250-5R6M-G/B	5.6	9.5	18.0	13.6	16.0
TWNC1250-6R8M-G/B	6.8	8.0	15.0	15.7	18.5
TWNC1250-8R2M-G/B	8.2	7.0	13.0	18.4	24.0
TWNC1250-100M-G/B	10.0	7.5	12.5	20.0	25.5

\*: you require another part number please contact with us.

\*\* : Inductance Tolerance ± 20%

Note 1: All test data is referenced to 25°C ambient.

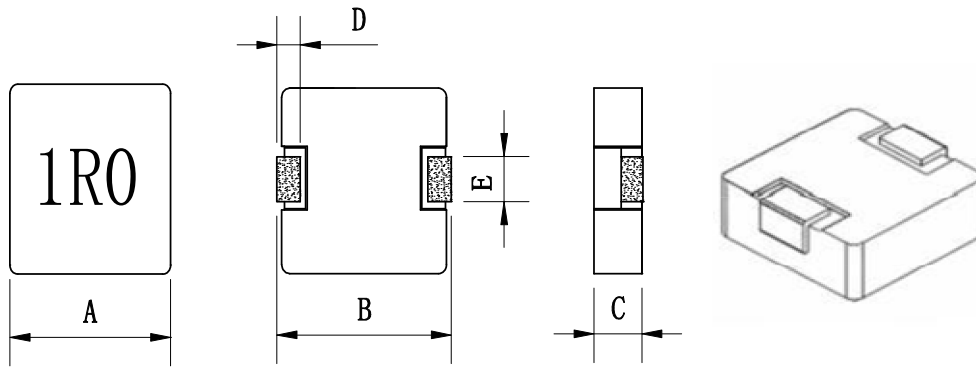
Note 2: I<sub>dc</sub> : DC current (A) that will cause an approximate ΔT of 40°C

Note 3: I<sub>sat</sub> : DC current (A) that will cause L<sub>o</sub> to drop approximately 30%



# Molding Power Choke – TWNC Series

## SMD POWER INDUCTORS: TWNC1260/65 Series



Series	A (mm)	B (mm)	C (mm)	D (mm)	E (mm)
TWNC1260/65	12.8 ± 0.5	13.2 ± 1.0	6.0 MAX 6.5 MAX	2.5 ± 0.5	3.8 ± 0.2
Part Number	L0 Inductance (μH) ± 20%	Heat Rating Current Irms (A)	Saturation Current Isat (A)	DCR (mΩ)	
				TYP.	MAX.
TWNC1260-4R7M-G/B	4.7	12.0	25	8.4	9.5
TWNC1260-5R6M-G/B	5.6	11	20.0	9.1	10.0
TWNC1260-6R8M-G/B	6.8	9.0	18.5	10.1	11.0
TWNC1260-8R2M-G/B	8.2	8.5	16.5	10.6	12.0
TWNC1265-100M-G/B	10.0	8.0	14.0	12.0	15.0
TWNC1265-150M-G/B	15.0	7.5	13.0	29.0	34.0
TWNC1265-220M-G/B	22.0	6.0	11.0	27.0	35.0
TWNC1265-330M-G/B	33.0	5.0	10.0	42.0	49.0
TWNC1265-470M-G/B	47.0	4.0	7.0	50.0	62.0
TWNC1265-680M-G/B	68.0	3.0	5.5	95.5	115.0
TWNC1265-820M-G/B	82.0	2.0	4.0	101.0	90.0
TWNC1265-101M-G/B	100.0	1.5	3	110.0	125.0

\*: you require another part number please contact with us.

\*\* : Inductance Tolerance ± 20%

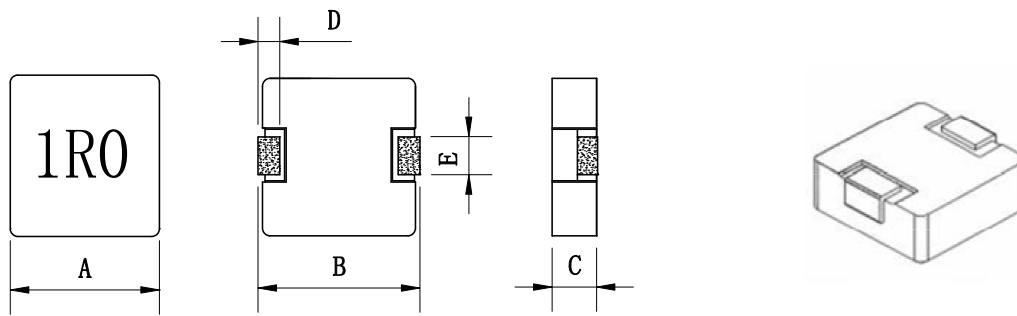
Note 1: All test data is referenced to 25°C ambient.

Note 2: I<sub>dc</sub> : DC current (A) that will cause an approximate ΔT of 40°C

Note 3: I<sub>sat</sub> : DC current (A) that will cause L<sub>0</sub> to drop approximately 30%

# Molding Power Choke – TWNC Series

## SMD POWER INDUCTORS: TWNC1770 Series



Series	A (mm)	B (mm)	C (mm)	D (mm)	E (mm)
TWNC1770	17.5±0.5	17.15MAX	7.0MAX	2.5±0.5	11.94±0.3
Part Number	L0 Inductance (μH) ±20%	Heat Rating Current Irms (A)	Saturation Current Isat (A)	DCR (mΩ)	
				TYP.	MAX.
TWNC1770-1R5M-G/B	1.5	23.0	45.0	1.45	1.85
TWNC1770-2R2M-G/B	2.2	20.0	40.0	2.5	3.2
TWNC1770-4R7M-G/B	4.7	15.0	30.0	3.4	4.1
TWNC1770-6R8M-G/B	6.8	13.0	26.0	5.8	6.55
TWNC1770-8R2M-G/B	8.2	12.0	24.0	8.1	9.5
TWNC1770-100M-G/B	10.0	11.0	22.0	9.8	11.0
TWNC1770-150M-G/B	15.0	10.0	20.0	14.5	15.5
TWNC1770-220M-G/B	22.0	7.0	14.0	20.5	28.0
TWNC1770-330M-G/B	33.0	6.0	12.0	34	45.0
TWNC1770-470M-G/B	47.0	5.0	10	41	55.0
TWNC1770-680M-G/B	68.0	5.0	9.0	69.0	80.0
TWNC1770-820M-G/B	82.0	4.5	8	89	96.0
TWNC1770-101M-G/B	68.0	4.0	7.0	104.0	115.0

\*: you require another part number please contact with us.

\*\*: Inductance Tolerance ± 20%

Note 1: All test data is referenced to 25°C ambient.

Note 2: I<sub>dc</sub> : DC current (A) that will cause an approximate ΔT of 40°C

Note 3: I<sub>sat</sub> : DC current (A) that will cause L<sub>o</sub> to drop approximately 30%